









**Symbols**

-  Wireless Instrument
-  UltraSonic meter
-  Annubar (dp type)
-  Turbine Meter
-  Vortex Meter
-  Orifice Meter (dp type)
-  Coriolis Meter
-  Magnetic Meter

**INTERLOCKS**

- 1- High level on Oil Storage Tk
- 2- High Level on Separation Tk
- 3- High Level on Mix Tank
- 4- High Level on Batch Tank
- 5- High Level on Batch Tank
- 6- High Level on Mix Tank
- 7- High Level on Water Tank

Interactive Plant Enviroment	
Process & Instrument Diagram (P&ID)	
4/17/2016	
C T Johnson, PE	